

MAPLE OVENS

665 PE COMBI OVEN



MAPLE

RIMASEE CORP.

1500 Grand Concourse Suite 41B,
Bronx, NY 10457
(347) 809 3544 / (646) 919 2500

www.maple-ovens.com
info@maple-ovens.com



665 PE Combi Oven



CODE: 925907130

Technical features

Outside Dimensions:	33 7/16" L 36 5/8" W 32 11/16" H
Space Between Trays:	3 3/16"
Trays:	6 Trays 18" x 26"
Power:	10 KW - 44 Amps
Weight:	181 lbs
Max Temperature:	518 °F
Power Supply:	230 V ~ 3PH + PE 230 V ~ 1PH + N + PE 50-60 Hz

Equipment

Capacitive Touch screen 7"	6 Cooking modes	5 Fan speeds
LED lighting	Core probe	HACCP register
Pre-heating option	Controlled steam injection (%)	Online collection of recipes
Cooling system	Fan inversion system	Multi-timer tray cooking end
10 Phases for cooking	Multipoint probe	Glass opening for cleaning
Delayed cooking programming	Error reporting	USB port

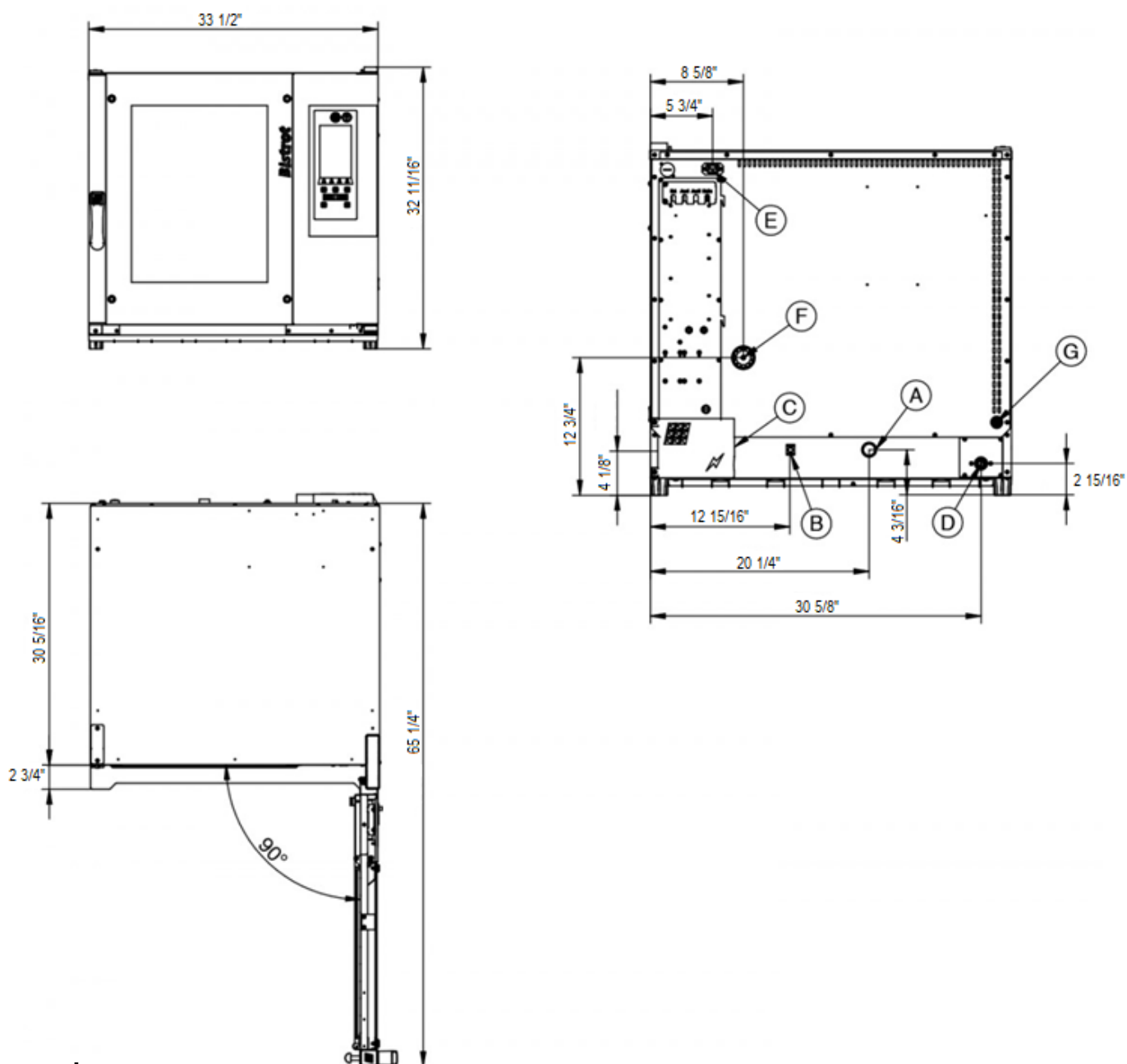
Accessories

Cabinets, Blast chillers, Exhaust & draining, Cleaning & purification, Control tools, Stands & supports, Trays

665 PE Combi Oven

CODE: 925907130

Spec Drawing - Electrical Supply



Legend

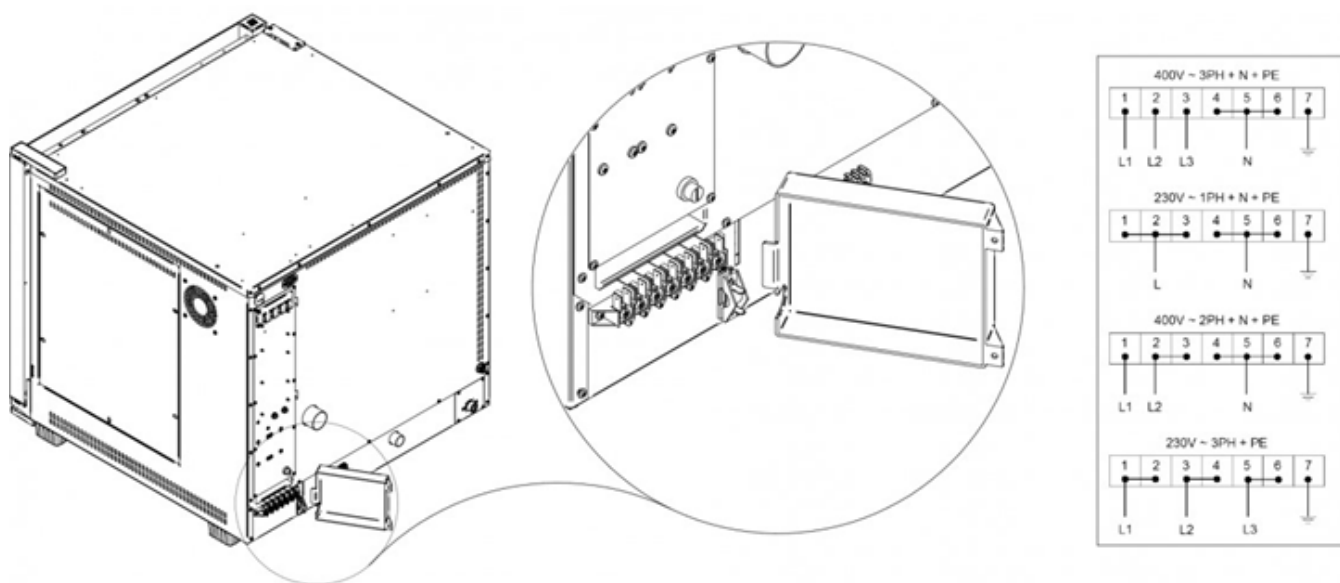
- A - Drain liquid $\varnothing 30\text{mm}$
- B - Equipotential terminal comb
- C - Electric supply
- D - Water inlet $\frac{3}{4}''$
- E - Extracting hood supply
- F - Steam exhaust $\varnothing 50\text{mm}$
- G - Inlet for washing kit $\varnothing 8\text{mm}$
- H - Depressurizer $\varnothing 12\text{mm}$



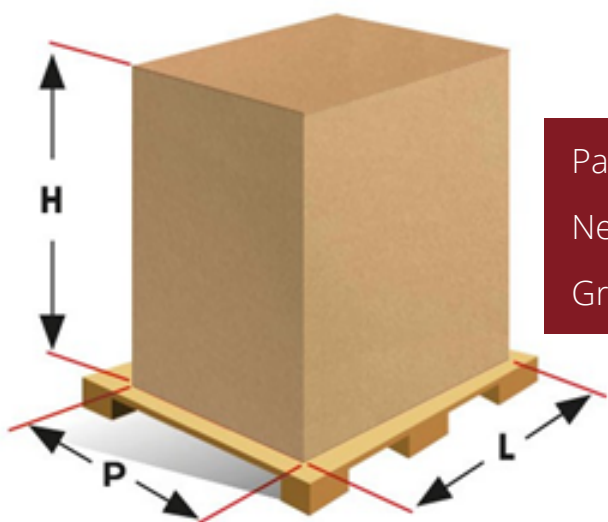
665 PE Combi Oven

CODE: 925907130

Connections



Packaging



Packaging Size: 36 1/4" L 39 3/8" P 38 9/16" H

Net Weight: 185 lbs

Gross Weight: 208 lbs

1500 Grand Concourse Suite 41B,
Bronx, NY 10457
(347) 809 3544 / (646) 919 2500



www.maple-ovens.com
info@maple-ovens.com